


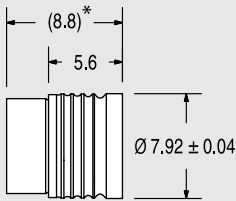
CARTRIDGE SCREENS



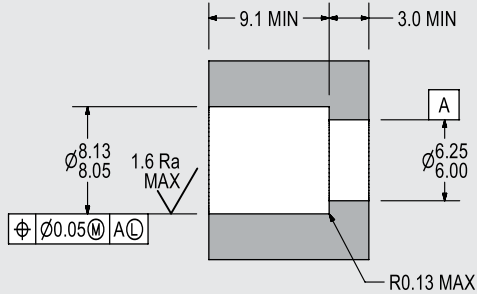
8.0mm INSERT - SCREEN RETAINER

For use in retaining the 8.0mm Cartridge Screen

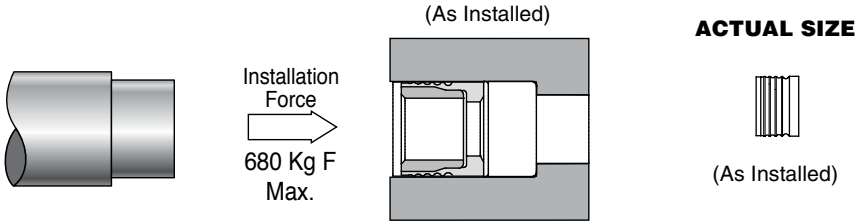
SCREEN RETAINER



INSTALLATION HOLE



* LOA before installation.
All dimensions in millimeters.



LEE PART NUMBER

SCRR8010001S
Screen and Retainer sold separately.

MATERIALS

Body 303 Stainless Steel
Pin 416 Stainless Steel

INSTALLATION

Tool Part Number CCRT0900150S
Force 680 Kg F (max.)

To install, insert the 8.0mm Cartridge Screen into the installation hole as shown. Then insert the Screen Retainer into the installation hole and drive the expander pin flush to within 0.25mm (0.010") above flush of the retainer. The installation tool can bottom on the retainer body with no consequence. A Lee Installation tool is available, see part number listed above.

[View Installation Procedure](#)