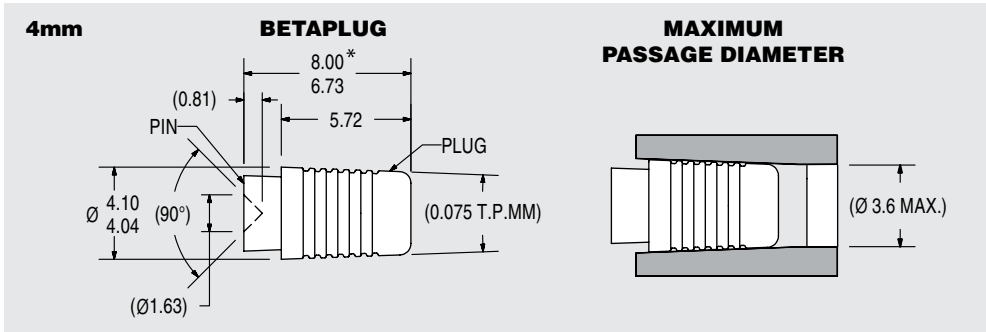


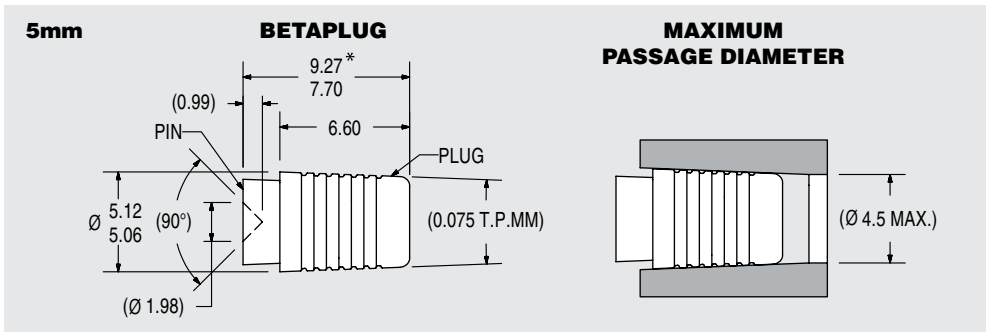
6000 SERIES BETAPLUG



ACTUAL SIZE



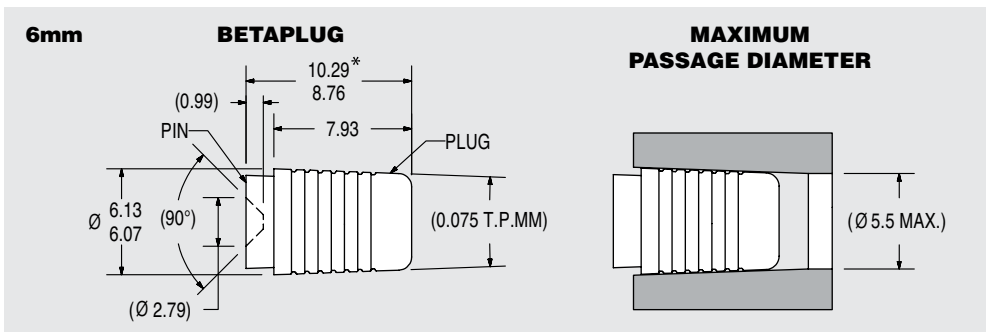
LEE PART NUMBER	BURST PRESSURE †
PLBA0402604S	483 Bar (7,000 psi)



ACTUAL SIZE



LEE PART NUMBER	BURST PRESSURE †
PLBA0502604S	483 Bar (7,000 psi)



ACTUAL SIZE

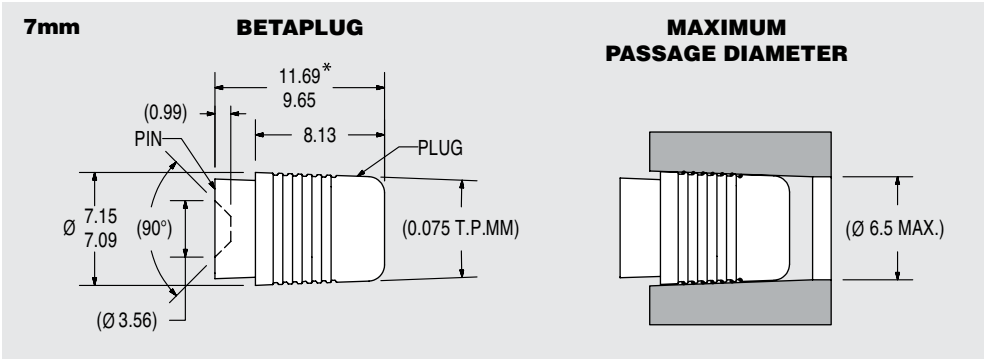


LEE PART NUMBER	BURST PRESSURE †
PLBA0602604S	483 Bar (7,000 psi)

* LOA before installation. All dimensions in millimeters.
 † Typical burst pressure for A380 die-cast aluminum



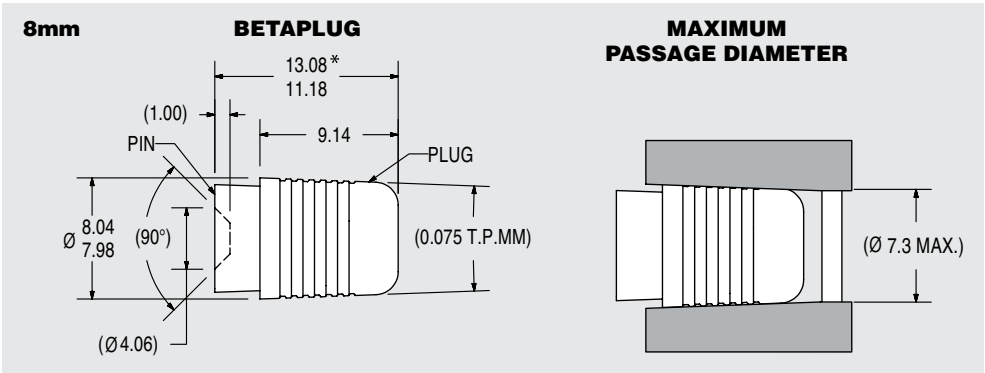
6000 SERIES BETAPLUG (cont.)



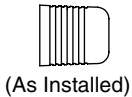
ACTUAL SIZE



LEE PART NUMBER	BURST PRESSURE †
PLBA0703604S	276 Bar (4,000 psi)



ACTUAL SIZE



LEE PART NUMBER	BURST PRESSURE †
PLBA0803604S	276 Bar (4,000 psi)

* LOA before installation. All dimensions in millimeters.

† Typical burst pressure for A380 die-cast aluminum